



ALCHIMIST

GERMAN ENGINEERED CAR AUDIO | SINCE 1943

DSP CLASS AB CAR AMPLIFIER

AD18H-1260




DSP CLASS AB CAR AMPLIFIER

AD18H-1260

Flagship 18-Channel High-Power DSP


alchimists.com | Reinhard Group | Waiblingen, Germany



PRODUCT OVERVIEW

ALCHIMIST AD18H-1260

Flagship 18-Channel High-Power DSP



DSP CLASS AB CAR AMPLIFIER
AD18H-1260

POWER	CHANNELS	CLASS
1260W RMS	18 Channels	Class AB

KEY FEATURES

- 18 Output Channels
- Flagship Performance
- 31-Band EQ
- Full Crossover
- Bluetooth 5.3
- Premium DAC

TECHNICAL SPECIFICATIONS**Specifications**

Model	AD18H-1260
Channels	18 CH
Power	1260W RMS
Class	Class AB
EQ	31-Band/Ch
Crossover	HPF/LPF/BPF 12/24/48dB
Delay	0-20ms/Ch
BT	5.3 Lossless
Input	High/RCA/Optical/Coax/USB
SNR	> 118 dB
THD+N	< 0.003%
Size	280x180x58mm

INSTALLATION

Quick Installation Guide

1. Preparation

Disconnect vehicle battery. Gather tools: wire strippers, crimping tool, multimeter, screwdrivers, zip ties.

2. Mounting

Select a secure location with adequate ventilation (under seat or trunk). Mount using provided brackets.

3. Power Wiring

Connect B+ to battery through inline fuse. Ground to clean chassis point. Remote wire to ACC or head unit remote output.

4. Signal Input

Factory head unit: use High-Level input. Aftermarket: use RCA. Digital: use Optical/USB for best quality.

5. Speaker Output

Connect each channel to corresponding speakers. Maintain correct polarity. Label all wires.

6. Software

Download Alchemist DSP software from alchemists.com/documents. Connect via USB or Bluetooth. Configure EQ, crossover, time delay, and levels.

WARRANTY

12-Month Global Warranty

All Alchemist products include a 12-month global warranty covering defects in materials and workmanship. Register at alchemists.com/warranty within 30 days of purchase. For support, contact your authorized dealer or email support@alchemists.com.